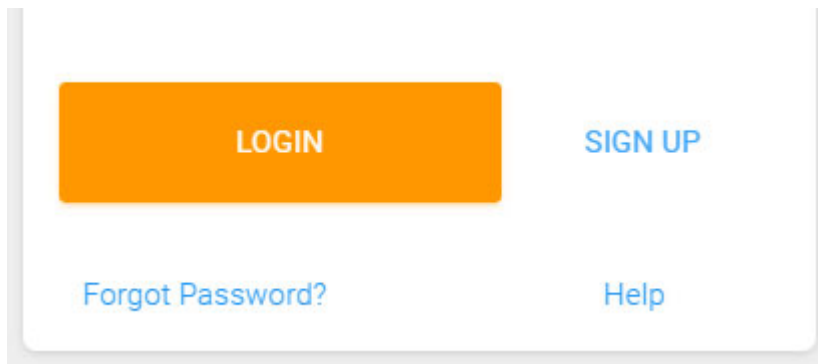


Creating a New Household Account

Welcome to ZSuite! Let's create a new account!



1. Click the 'Sign Up' link on the ZSuite homepage.





2. Fill out the popup window to establish a new household. Please Note: Each Household Account has a 'Primary' Account. This is typically the Primary Parent account. The Primary Parent account has some administrative functions that a club member account does not. This is why we ask that you enter a *4 digit Pin Code*. This assures our parents that no unauthorized access to the Primary Account occurs.


Register New Household



You are setting up your parent/guardian account for the household.


Adult First Name  Adult Last Name 

Adult Email 

Password 

Confirm Password 

Primary Profile Access PIN  

STATE 

[BACK](#) [LET'S GO](#)

- Note that the email address entered will be the email address used for ALL members under this household account. This way it's easier to remember your login for ZSuite. Your email address can be used ONLY ONCE, so please use an email address that is easy to remember.

4. Once you complete the form, click the 'Let's Go' button.



5. You will now be redirected to the Dashboard for the primary account. Here you can:

- Create new household members by clicking the Household Members link on the Menu Bar
- View Record Books (these can be created by the club members, but their accounts must be created first.)
- View Announcements from your Club, County, and State Level 4-H Leaders
- View a Calendar showing events
- View Help Documentation more specific to managing your household account
- Change user profiles (once other profiles are created)
- To Do Lists, Shared Files, Request to be a club or project volunteer, and many more items soon to come!

Copyright © 2023 by ZSoft Technologies, Inc. All Rights Reserved.